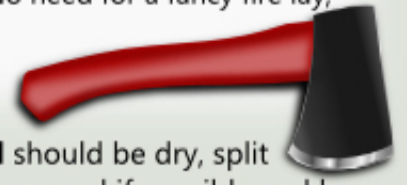


HOW TO BUILD A CAMPFIRE

GATHER tinder, kindling and fuel together in the sizes and quantities shown *before any matches are struck*. Sizes and quantities are just a 'rule of thumb' - get close to the descriptions and you'll do fine. Don't make any of it too short or too big around.

BUILD the fire by adding kindling wood to the burning tinder and then adding fuel to the fire as it grows.. No need for a fancy fire lay, build it as you go.



Tinder from *dead* twigs found on the lower branches of trees and shrubs that snaps off easily when bent. No green wood!

Kindling should be dry, don't gather wet wood from the forest floor. Look for branches that are dead and down, not on the tree.

Fuel should be dry, split larger wood if possible and have a good sized stack on hand before you light the fire.

TINDER



Around the size of a pencil lead.



No shorter than your outstretched hand



Enough to fill a circle made with your hands

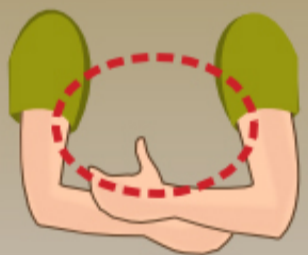
KINDLING



No thicker than your thumb.



About as long as your elbow to your fingertips



Enough for a generous armload

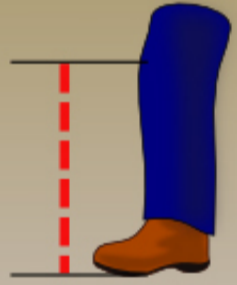
FUEL




About as thick as your wrist



About as long as your arm



A stack about as high as your knee



1 Bend the tinder in half and light the center.

2 Add kindling, keep piling it on loosely, give the fire plenty of kindling to keep growing.

3 As the kindling begins to burn begin adding fuel.

